

SC-IPE3001

Network + Power(PoE) Extender

SC-IPE3001 is a 1CH UTP Ethernet Data + PoE Extender. With its built-in power supply function, this product supplies power (PoE IEEE802.3af) to camera. To compensate the short transmission distance of Network equipment (below 100m), SC-IPE3001 extends the transmission distance up to 100~250m by installing this product in the UTP cable section between camera and PoE Hub. Also, it is able to reduce construction costs by supplying PoE to IP camera.

Features

- Extend transmission distance of Network Data (100 ~ 250m)
- Transmit Power + IP Data simultaneously over UTP Cable(CAT.5e)
- Input PoE or DC Adaptor Dual Power (DC Adapter power priority)
- Transmission bandwidth(MAX) : 10/100Mbps(Full Duplex)
- Support PoE input / output
- Extend transmission distance by setting bandwidth switch (100Mbps/10Mbps)
 - 100Mbps : Max. 100m (CAT.5e) / 10Mbps : Max. 250m (CAT.5e)
- Max. power output : 48W(100Mbps, using DC 56V Adaptor)
- Built-in surge protection circuit

Max. Power Output (Using DC Adaptor)

Power Input	DC 48V				DC 56V			
	1	2	3	4	1	2	3	4
Number of SC-IPE3001 (EA)	1	2	3	4	1	2	3	4
100Mbps/100m (Max. Power Output)	38W	16W	9W	5W	48W	30W	18W	12W

※ As a PoE Injector, max. Power Output is 35W (using DC 48V Adaptor)

Max. Power Output (Using PoE)

Power Input	PoE				PoE+			
	1	2	3	4	1	2	3	4
Number of SC-IPE3001 (EA)	1	2	3	4	1	2	3	4
100Mbps/100m (Max. Power Output)	14W	10W	6W	3W	25W	20W	14W	9W

Max. Power Output (Using DC Adaptor / PoE)

Power Input	DC 48V		DC 56V		PoE		PoE+	
	1	2	1	2	1	2	1	2
Number of SC-IPE3001 (EA)	1	2	1	2	1	2	1	2
10Mbps/250m (Max. Power Output)	15W	6W	28W	13W	7W	3W	13W	8W

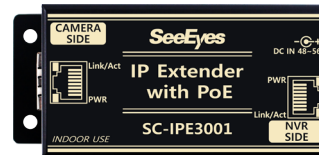
Specifications

MODEL		SC-IPE3001	
Power Input	DC	DC 48V or DC 56V Adaptor	
	PoE	PoE IEEE 802.3af / 802.3at, Endspan / Midspan (Mode A / Mode B)	
PoE Output	Midspan only (Mode B)		
Power Consumption	Max. 0.5W		
Max. Transmission Distance	In 100Mbps : Max. 100m(CAT.5e)		
	In 10Mbps : Max. 250m(CAT.5e)		
Transmission Bandwidth	10/100Mbps (Full duplex)		
RJ-45 Connector Pin Assignment(Polarity)	1Pin: TX(+), 2Pin: TX(-), 3Pin: RX(+), 4Pin: PWR(+) 5Pin: PWR(+), 6Pin: RX(-), 7Pin: PWR(-), 8Pin: PWR(-)		
LED Indicator	CAMERA SIDE	Yellow	ON : Power Input, OFF : No Power Input
		Green	ON : Connected to Camera, Flicker : Normal Data Transmission, OFF : No Data Transmission
	NVR SIDE	Yellow	ON : Power Input, OFF : No Power Input
		Green	ON : Connected to NVR, Flicker : Normal Data Transmission, OFF : No Data Transmission
Bandwidth Switch	Adjust Transmission Speed (100Mbps, 10Mbps)		
Connection Port	CAMERA SIDE	RJ-45 1Port (TIA/EIA568B Type)	
	NVR SIDE	RJ-45 1Port (TIA/EIA568B Type)	
	POWER	DC JACK	
Temperature / Humidity	-10°C~+50°C / 0 ~ 80%		
Case Material / Weight	Aluminum / 64g		
Dimensions(mm)	88(W) x 42(H) x 25(D) mm		

NEW

[SC-IPE3001]

[Front Side]



[Left Side]



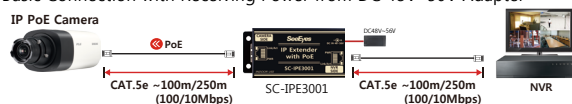
IP TRANSMISSION

Bandwidth Switch

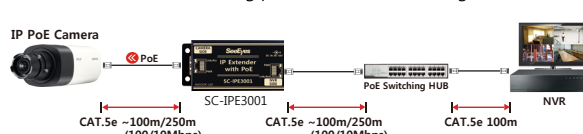
100Mbps (OFF)	10Mbps (ON)
100m	250m

Connection Diagrams


Basic Connection with Receiving Power from DC 48V~56V Adapter



Basic Connection with Receiving power from PoE Switching HUB

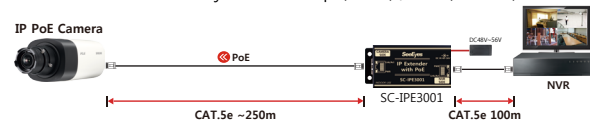


Multiple Connection with 2pcs of SC-IPE3001- 100Mbps(100m) / 10Mbps(250m)



※ If the bandwidth exceeds 10Mbps after setting the switch to 10Mbps, there may be a problem with the video.

Use SC-IPE3001 as a PoE Injector - 10Mbps(250m) / 15W(DC 48V)



※ When setting Bandwidth Switch as 100Mbps : Transmit up to 100m (CAT.5e)
When setting Bandwidth Switch as 10Mbps : Transmit up to 250m (CAT.5e)

Dimensions

